



Quick guide for parents (Primary)

**Login to Connect at
connect.det.wa.edu.au**

Your school will provide you with a secure user name (also known as a P number) and a password. Log on to communicate easily with teachers, stay informed about school activities and events, securely access your child's learning assessments and feedback and engage in your child's learning anytime, anywhere and on any device.

Connect: Home Page

All information about your children is accessible from the landing page of Connect.

- A Change Password**
Manage your password and notify the school if you change your email address.
- B Classes**
Select your child's name to see all the Connect classes available for that child.
- C School Space**
Find the latest notices and information from your school.
- D Send Absentee Note**
Notify the school of the reason for your child's absence and attach a medical certificate.
- E Next Event**
Stay up to date with school and class events and deadlines.
- F Next Submission**
View homework and assignments due in all your children's classes.
- G Help**
Your link to both quick and detailed Guides to help you to use Connect.

The screenshot shows the Connect Home Page interface. At the top, there is a navigation bar with links for Classes, My Children, Class Notices, My Connect, and Help. A user profile icon is in the top right corner. Below the navigation bar, there is a prominent red 'F1 Help' key image. A callout box 'A' points to a 'Change Password' link. Another callout box 'B' points to a 'Go to Help' button. The main content area is divided into several sections: 'Classes' (with a 'View All' link and a dropdown menu for 'Samuel' and 'Matthew'), 'Latest Information' (with a 'Read' link), 'My Spaces' (listing 'Australia Terrace Primary School' and 'Swan Valley Secondary College'), 'Next Event' (listing 'Character Expose - Exam Preparation' with a deadline), 'Next Submission' (stating 'You currently don't have any submissions due'), 'Active Classes' (36819), and 'Online Now' (64). A 'Send Absentee Note' link is also visible. Callout letters C through G point to various elements: C to 'My Spaces', D to 'Send Absentee Note', E to 'Next Event', F to 'Next Submission', and G to 'Connect Help' (which includes links for 'Quick Guide for Parents - Primary', 'Quick Guide for Parents - Secondary', and 'Step by Step Guide for Parents').

Connect: Navigation Toolbar



Classes

View all classes for all children.



My Children

View attendance, performance and report data about your children.



Class Notices

View all notices from all your children's classes.



My Connect

Reset your password, change your preferences and manage your notifications using My Connect.



Help

Your link to a range of Videos, FAQs and Guides to help you to use Connect.

The screenshot shows the top navigation bar with icons for H (Classes), I (My Children), J (Class Notices), K (My Connect), and L (Help). Below the navigation bar, there is a main content area with a 'Did you know there is a HELP tab for Parents in Connect?' message, a 'Classes' section with tabs for Samuel and Matthew, a 'Latest Information' section with a 'Term 3 Novel Study' notice, and a 'Next Event' section with 'Character Expose - Exam Preparation'. On the right side, there is a sidebar with 'Change Password', 'Terms of Use', 'My Spaces' (listing Australia Terrace Primary School and Swan Valley Secondary College), 'Send Absentee Note', 'Next Submission' (stating 'You currently don't have any submissions due.'), 'Active Classes' (36819), 'Online Now' (64), and 'Connect Help' (Quick Guide for Parents - Primary, Quick Guide for Parents - Secondary, Step by Step Guide for Parents).

Connect: My Children

In My Children, you can see each child's **classes and teachers** (on the right side of the **Overview** screen). It is important to note that schools determine which information is available and not all sections will be visible to all parents.



Overview

View each of your children's Connect Classes to see your child's logins and activities related to notices, calendar events, learning activities and submissions.



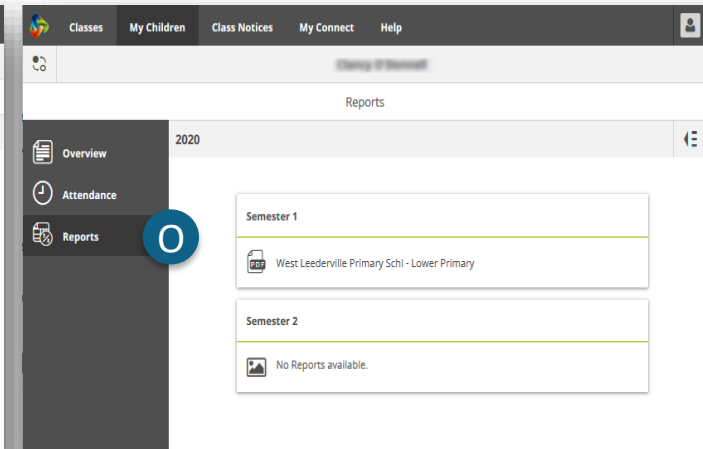
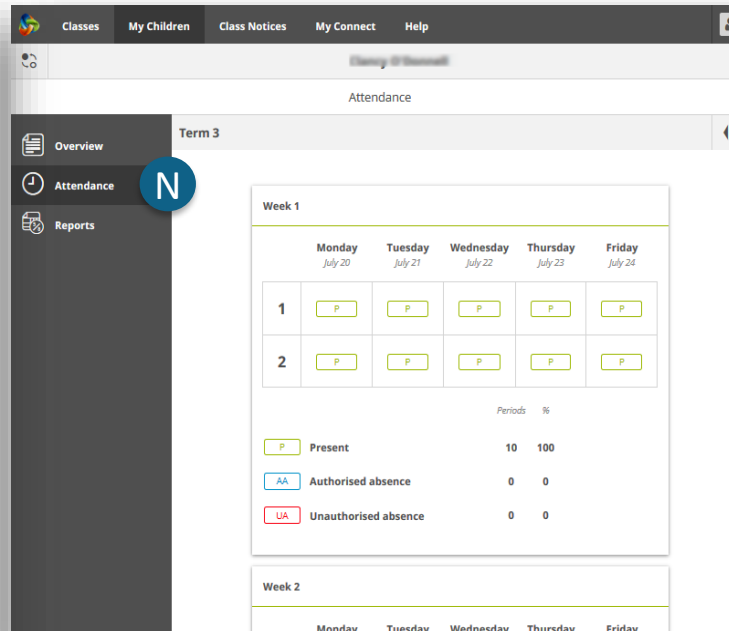
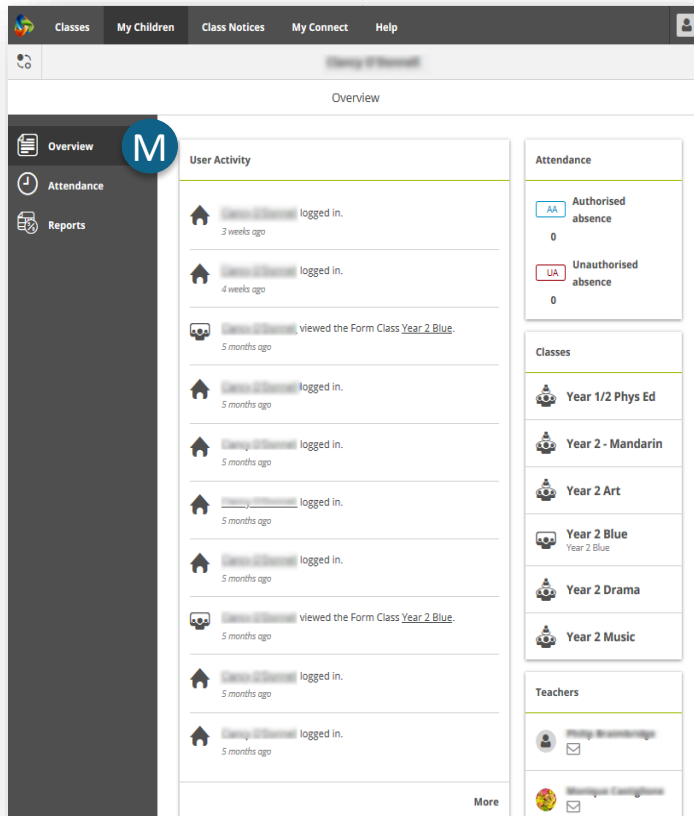
Attendance

Click through each week of the term to see a detailed attendance record. View trends in your child's **attendance** with a week by week record.



Reports

Open your child's **semester reports** to download or print.



Note: Schools decide whether some of these features are available to parents.


Connect: Responsive Screens and Easy Navigation

Connect is responsive to your viewing screen. Menus will move out of your way to improve your view on a phone or tablet.




Switch Between Children

See information about each of your children – regardless of school.

Use the 'Quick Switch' button  to change between your children.





Expand the menu

Click on the  icon to expand the menu and easily switch between Overview, Attendance and Reports.



View past Attendance and Reports

Click on the  icon from the Attendance screen to view attendance of previous weeks. From the Reports screen, click on the  and view Reports from previous years.

